

PC



P300 Desktop PC Hard Drive

Performance that meets demands



6 4 3 2 1 500
TB TB TB TB TB GB

Color

- SATA** 3.5" SATA Hard Drive
- RPM** 7200 rpm /5400 rpm
-  64/128 MB buffer
-  Advanced Format


EMEA Region, Toshiba Storage Solutions – The 3.5-inch P300 Desktop PC Hard Drive delivers a high performance for professionals. With its dual-stage actuator, you can count on smooth, responsive computing. What's more, your data and media is secured with a ramp loading design, as well as a shock sensor. The P300 is available in capacities up to 6 TB.

Use for:

- Powerful desktop workstations
- All-in-one PCs
- Desktop PCs
- External enclosures
- Gaming computers

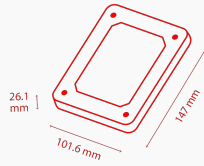


Manual

[Toshiba Installation and Safety.pdf](#) 



Product Specifications



Basic Specifications

Form factor	3.5-inch
Interface	SATA 6.0 Gbit/s)
Advanced Format (AF)	Yes
RoHS compatible	Yes
Halogen Free	Yes
Shock Sensor	Yes
Recording Technology	CMR (500 GB, 1 TB, 2 TB, 3 TB), SMR (2 TB, 4 TB-6 TB)

Performance

Rotational speed	5,400 rpm (2 TB, 4 TB-6 TB) 7,200 rpm (500 GB, 1 TB, 2 TB, 3 TB)
Buffer size	128 MB (2 TB, 4 TB-6 TB) 64 MB (500 GB, 1 TB, 2 TB, 3 TB)
Average latency	4.17 ms
Native Command Queing (NCQ)	supported

Reliability

Unrecoverable error rate	1 per 10E14 bits read
Load / Unload Cycle	600.000 (2 TB, 4 TB-6 TB) 300.000 (500 GB, 1 TB, 2 TB, 3 TB)

Power Management

Supply voltage	5VDC ($\pm 5\%$) / 12VDC ($\pm 10\%$)
Consumption - Read/Write	4.46 W typ. (6 TB), 4.11 W typ. (4 TB), 4.14 W typ. (2 TB SMR), 5.80 W typ. (2 TB CMR), 6.40 W typ. (500 GB, 1 TB, 3 TB)
Consumption - Low Power Idle	2.68 W typ. (6 TB), 2.32 W typ. (4 TB), 5.20 W typ. (3 TB), 2.11 W typ. (2 TB SMR), 4.40 W typ. (2 TB CMR), 3.70 W typ. (500 GB, 1 TB)

Box Content

Box Content	3.5-inch internal HDD - P300 Desktop PC Hard Drive
--------------------	---

Physical

Weight (approx.)	680 g max. (2 TB, 3 TB, 6 TB), 650 g max. (4 TB), 450 g max. (500 GB, 1 TB) 440 g max. (2 TB SMR)
Dimensions	147 (L) x 101.85 (W) x 26.1 (H) mm

Environmental

Acoustics (seek mode)	25 dB typ. (6 TB), 24 dB typ. (4 TB), 28 dB typ. (2 TB, 3 TB), 26 dB typ. (500 GB, 1 TB)
Acoustics (idle mode)	24 dB typ. (6 TB), 22 dB typ. (4 TB), 27 dB typ. (2 TB CMR, 3 TB), 21 dB typ. (2 TB SMR) 25 dB typ. (500 GB, 1 TB)
Shock (non-operating)	300 G (2 ms half sine) (2 TB, 3 TB, 6 TB) 350 G (2 ms half sine) (500 GB, 1 TB, 2 TB, 4 TB)
Shock (operating)	70 G / 2 ms duration
Vibration (non-operating)	3.0 G (5 to 500 Hz) (2 TB, 4 TB, 6 TB), 1.04 G (2 to 200 Hz) (500 GB - 3 TB)
Vibration (operating)	0.50 G (5 to 350 Hz) (2 TB, 4 TB, 6 TB), 0.67 G (5 to 500 Hz) (500 GB - 3 TB)

Product Range

Part number	Capacity	Color
HDWD260UZSVA (Bulk)	6 TB	-
HDWD240UZSVA (Bulk)	4 TB	-
HDWD130EZSTA (Retail)	3 TB	-
HDWD130UZSVA (Bulk)	3 TB	-
HDWD120EZSTA (Retail)	2 TB	-
HDWD120UZSVA (Bulk)	2 TB	-
HDWD220UZSVA (SMR)	2 TB	-
HDWD110EZSTA (Retail)	1 TB	-
HDWD110UZSVA (Bulk)	1 TB	-
HDWD105EZSTA (Retail)	500 GB	-
HDWD105UZSVA (Bulk)	500 GB	-

Logistical Information:

Box dimensions	189.0 mm (H) x 136.0 mm (W) x 60.0 mm (D)
Box weight (gross)	825 g max. (2 TB, 3 TB), 595 g max. (500 GB, 1 TB)
Master carton dimensions	255 x 147 x 212mm
Master carton weight (gross)	3554 g max. (2 TB, 3 TB), 2634 g max. (500 GB, 1 TB)
Boxes per master carton	4 pcs
Pallet dimensions	1150 x 1150 x 130 mm
Pallet weight (net)	n/A
Units per pallet	400 pcs
Units per carton	20 pcs.
Carton dimensions	321 x 406 x 213 mm
Carton weight (gross)	16 kg (typ.) (2 TB - 6 TB), 11 kg (typ.) (500 GB, 1 TB)
Units per pallet	720 pcs.

Contact

Toshiba Electronics Europe GmbH

Hansaallee 181
40549 Düsseldorf
Germany